

Mexico
Middle
School

TIGER WIRE



CELLPHONE PROTOCOLS

NEW 2024-25

Due to the disruptive nature of cellphones in the educational environment and their significant impact on harassment and bullying, the school permits cellphone use **ONLY**:

- ✔ before and after school
- ✔ during passing time between classes
- ✔ during lunch for students in grades 5-12

Elementary school students must keep their phones in their backpacks at all times during the instructional day. Cellphones should not be visible or used during class unless explicitly instructed by the teacher for an instructional activity.





OCTOBER



events

October 10th
MMS Picture Day &
Go Home Early Drill

October 11th
Staff Development Day-
No school for students!




October 14th
Columbus Day- No School!

October 14th
Modified Volleyball & Boys
Basketball Begins


October 30th
7/8 Band/Chorus Concert
MMS Aud 7pm





Sunday Monday Tuesday Wednesday Thursday Friday Saturday

29	30 C	1 D ASAP starts today	2 A	3 B	4 C 5 Wk MP Ends	5
6	7 D Reading Data Days	8 A	9 B Math Data Days	10 C MMS Picture Day Go Home Early Drill	11 Staff Development Day	12
13	14 Grades Due INDIGENOUS PEOPLE day	15 D	16 A	17 B	18 C	19
20	21 D	22 A	23 B	24 C	25 D	26
Positive Pumpkins Coloring Contest						
27	28 A Modified Volleyball & Boys Basketball Start	29 B	30 C 7/8 Band/Chorus Fall Concert MS Aud 7pm	31 D TRICK or TREAT	1 Staff Development Day	2





POSITIVE PUMPKINS COLORING CONTEST 2024



MMS Annual Positive Pumpkin Coloring Contest will take place October 21st through the 25th this year! Coloring pages will be available in the cafeteria during lunches or study halls. Students should decorate their chosen sheet and turn them in at Student Services. No more than 3 entries per MMS Staff member or Student. Winners will be announced on Halloween!

OCTOBER 21ST-25TH

LUNCH

time



Menu Subject to Change.

OCTOBER 2024

Lunch

Elementary has daily choice of main menu, chicken patty or pbj. MS/HS has choice of main menu, chicken patty or pizza. Fresh and canned fruit available.

Monday	Tuesday	Wednesday	Thursday	Friday
	1 Hot Dog in a Bun Baked Beans Fruit Milk	2 Chili Corn Bread Broccoli Fruit Milk	3 Tacos Flour Tortillas Corn Fruit Milk	4 Pizza Green Beans Fruit Milk
7 Hamburger on a Bun Onion Rings Fruit Milk	8 Popcorn Chicken Seasoned Rice Carrots Fruit Milk	9 Pizza Crunchers Dipping Sauce Broccoli Fruit Milk	10 Turkey Sub & Chips Green Beans Fruit Milk	11 No School Staff Development Day
14 No School Columbus Day	15 Grilled Cheese Tomato Soup Broccoli Fruit Milk	16 Mini Pancakes Sausage Patty Hash Brown Rounds Fruit Milk	17 Chicken Fajitas Corn Fruit Milk	18 Pizza Green Beans Fruit Milk
21 BBQ Chicken Nachos Carrots Fruit Milk	22 Popcorn Chicken Seasoned Rice Baked Beans Fruit Milk	23 Pretzel and Cheese Corn Fruit Milk	24 Macaroni and Cheese Dinner Roll Broccoli Fruit & Milk	25 Pizza Green Beans Fruit Milk
28 Hamburger on a Bun Baked Beans Fruit Milk	29 Ham & cheese on Pretzel bun Carrots Fruit Milk	30 Mini Pancakes Sausage Patty Hash Brown Rounds Fruit Milk	31 Tacos Flour Tortillas Corn Fruit Milk	

Mexico School District is an equal opportunity provider and employer. Mexico school district participates in the Community Eligibility Provision for the 2023-2024 school year. All enrolled students in our school district regardless of income level, are eligible to receive a healthy school breakfast and school lunch at no charge each day. If you have any questions concerning the school nutritional program, please contact Brenda Thomas at 315-963-8400 x 5071.



9th Annual Turkey Trot

FRIDAY NOVEMBER 8



Open to all students in grades 5-8, the 1.5-mile race takes place on our beautiful sports fields and trails. .



This year's race will be held during 9th block classes. Students who want to participate will need to return a signed permission slip and dress properly for potentially muddy conditions.


**SIGN UPS AND PERMISSION SLIPS
COMING SOON.**



October

ASAP

Monday	Tuesday	Wednesday	Thursday	Friday
	1 Super Donut Milk	2 Assorted Grahams Milk	3 Cereal Bar Milk	4 Pop Tart Milk
7 Muffin/Muffin Top Milk	8 Super Donut Milk	9 Assorted Grahams Milk	10 No ASAP	11 No School Staff Development Day
14 No School Columbus Day	15 Super Donut Milk	16 Assorted Grahams Milk	17 Cereal Bar Milk	18 Pop Tart Milk
21 Muffin/Muffin Top Milk	22 Super Donut Milk	23 Assorted Grahams Milk	24 Cereal Bar Milk	25 Pop Tart Milk
28 Muffin/Muffin Top Milk	29 Super Donut Milk	30 Assorted Grahams Milk	31 No ASAP	



STUDENT LEADERSHIP TEAM

**Applications are
located in the
cafeteria and are due
Friday, October 18th.**

**Return completed
applications to the
bin in the cafeteria or
Mrs. Snyder in
room 14.**



MMS 10th Block Clubs & Activities


7th/8th Grade Dungeons & Dragons Club



Once a month w/ Mrs. Barry
in Rm 36

Chess Club

Begins in November w/
Mr. Campbell in Rm 31



Risk Club

Thursdays w/ Mrs. Kennedy
in Rm 53



Badminton Club

Fridays w/ Mrs. Earley in the Gym



7th/8th Grade Yearbook Club

Thursdays w/ Mr. Aitken
in Rm 61

Registering for ParentSquare from the App

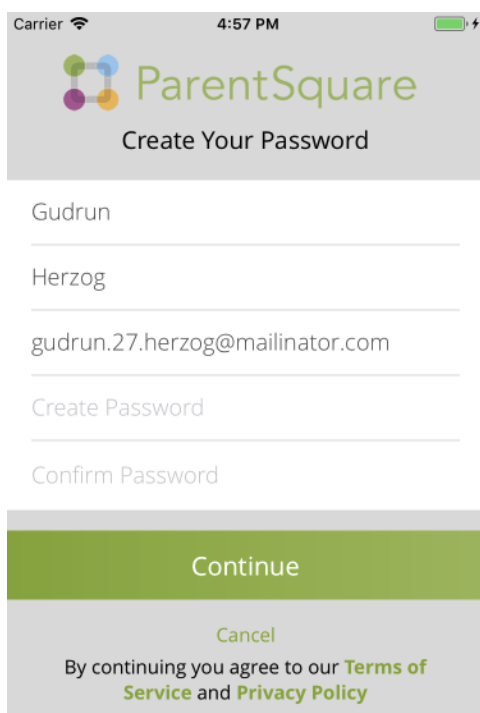
ParentSquare makes it easy to register for ParentSquare from the app. Simply download the app on your Apple or Android device and follow the steps below:

1. Open the ParentSquare App.
2. Enter your email or cell phone number.
3. Tap Continue.



Note: Please be sure to register with the same email that you have used for SchoolTool's Parent Porital Access. If your email is not recognized by ParentSquare, you can "Request Access" or call your school office and ask them to update your contact information.

4. Create your password and confirm your password.

A screenshot of the ParentSquare app's registration screen. At the top, the status bar shows "Carrier", signal strength, "4:57 PM", and battery level. The app's logo is in the top left, and the text "ParentSquare" is in the top center. Below the logo, it says "Create Your Password". There are five input fields: "Gudrun", "Herzog", "gudrun.27.herzog@mailinator.com", "Create Password", and "Confirm Password". At the bottom, there is a green "Continue" button and a gray "Cancel" button. Below the "Cancel" button, it says "By continuing you agree to our Terms of Service and Privacy Policy".

5. Enter your registration code sent by Email or Text and tap Verify.

Note: If your registration link has expired, a new one will need to be sent to you. Please contact your school's admin and ask for a new link to be sent to you.



DOWNLOADING THE SCHOOLTOOL MOBILE APP

Below you will find instructions on how to download the SchoolTool Mobile App from the App Store (iOS Devices) or the Google Play Store (Android Devices). Best of all - it's FREE!

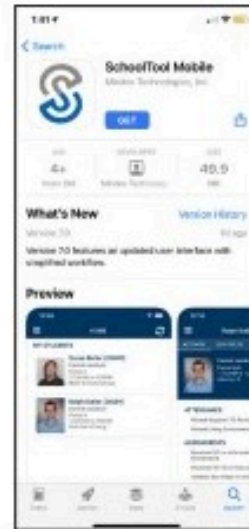
The SchoolTool Mobile App lets you view your child's grades, assignments and more right at your fingertips. Push Notifications can also be set up to ensure you receive the latest updates for your child(ren) as soon as they are posted to the SchoolTool portal.

Searching for the App

Go to the marketplace on your mobile device / tablet where you download apps and search "SchoolTool." If you are using an iOS device, go to the App Store. If you are using an Android device, go to the Google Play Store.

Downloading the App

Once you have found it on your marketplace, click "Install" or "Download." The app will now be available on your device.



Choosing Your Notifications

By downloading the SchoolTool App, you will be able to choose specific notifications that you would like to receive, including:

- When an Assignment is Graded
- Daily Attendance
- Marking Period Grades are Posted

All of your settings will automatically be saved. You have not successfully set up your notifications for the SchoolTool App.

Please note that, to get all of the full features and experience of SchoolTool, you will want to use the desktop version.

NOTIFICATIONS

Receive Push Notifications



Assignment Graded



Marking Period Graded



Direct Notifications



Daily Attendance



Upon entering the SchoolTool Mobile App, it will request a URL for your school district. Mexico's URL is:

<https://cnyric05.schooltool.com/Mexico/>